


The

FLYRODDER



The Flyrodder
is a monthly publication of
The Long Island Flyrodders, Inc.
Editor, In Memoriam
Gian Padovani

PUBLISHED BY



This Month's Meeting *October 7, 2003*

Morty Schneiderman, Editor

90-60 Union Turnpike
Glendale, NY 11385
Fly Rodder@aol.com
MortyS@email.lifr.org

Dennis Aron

Circulation Manager

The Long Island Flyrodders
meet at 8:00 PM on the
first Tuesday of each Month
at the: **Levittown VFW Hall**
55 Hickory Lane
(North of Hempstead Turnpike
& West of Jerusalem Avenue)

2003 OFFICERS

Paul McCain
President

Mike Gelber
Vice President

Lee Weil
Secretary

Cliff Dies
Treasurer

Robert I. Skoy, Esq.
Counsel



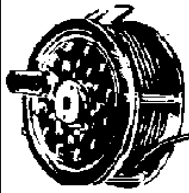
Orient Point Lighthouse, Long Island, NY
On a warm, bright, sunny, September 24, 2003



God Bless America

GUEST SPEAKER:

Lee Weil
ōFishing the Smokies of
North Carolinaö



President's message

Some past Flyrodder trips have been known for rain, cold, wind and just plain bad weather. But Trip Captains **Nick Friedman** and **Morty Schneiderman** really out did themselves. They tried to give us a hurricane! On September 18, Long Island was supposed to be hit with one of the biggest storms in a long while. Because of these reports, a lot of the Flyrodders opted out of the Montauk trip and missed out on a great weekend. The rooms and ocean views were beautiful, the food was great and the weather was *perfect*. Although, the remnants of the storm did make the fishing tough, I knew the trip was a success when my wife, Julie, said to me, "Let's do this every year".

Kudos to Nick and Mort, with help from **Jerry Berkson**, for a great job on this trip.

The elections are coming up and we are looking for new people to fill the empty slots on the board. So, if you have some ideas on how you would

like the club run, consider running for the board, or even for the President or Vice President slots.

On **November 8**, we will be having our **Awards Dinner**. The cost is \$25 per person and that includes an open house bar. This night is to award the people that make this club so great. If you are new to the club, it is a great way to meet other members. Please see **Wayne Becker** at the meeting for tickets and information.


Don't forget about the photo contest at each meeting. See the rules in the news letter.

We will be starting the **fly tying nights** again in November, at **Pancho's**. We did this last year and the people that came thought it was terrific. See me at the meeting for more information.

Don't forget the 1 in 100 raffles. The chances are \$10 and only 100 will be sold. The prizes are a guide trip, plus rod, reel, vest, flies and fly boxes. See me at the meeting for chances.

Every year **Lee and her husband Jeff** go to North Carolina to do some fishing. Lee will be doing a presentation on some of those southern rivers.

Tight Lines,
Paul



Certified Pro Shop for Fin-or, Hardy, Sage, Teton, Reddington, St. Croix, Scientific Angler, Mastery and Cortland.

Flies, Fly Tying Tools & Materials, Custom tied Flies
We stock Bait, Tackle, New and Used Guns
Guide Service and Equipment Rental Available




845-439-4476

De Bruce Rd.,
Livingston Manor



Rockland House



MOTEL • EFFICIENCIES
FINE DINING • COCKTAILS

ANGLERS WELCOME

FEATURING FULL MENU

Steaks - Seafood - Veal - Chicken - Local Brook Trout
Moderately Priced

Hours: Dinner - 5-9 pm Weekdays
5-10 pm Weekends for your convenience

EXIT 94 OFF RT. 17 - ONE MILE NORTH ON ROCKLAND RD.

ROSCOE, NY (607) 498-4240
e mail: rockland'oe@citlink.net



For Your Nymphormation

by Lee Weil



Just in case you haven't heard or were not present at last month's meeting, one of the L.I. Flyrodders hardest working members will be relocating. **Ron LaChase**, the club's Connetquot Day Trip Coordinator, will soon be heading south to the land of the Shenandoah. At the September meeting, Ron was awarded the **LIFR Award for Lifetime Achievement** and presented with an engraved fly box containing favorite flies tied by members of the Board, to remind him of how much we appreciate his efforts.

Ron has served in many capacities; on the Board of Directors, as a trip coordinator and "Ranger" for the Connetquot, and firearm consultant for those of us who shoot (or are just getting into the sport.) He always has time to answer questions and I've seen him transformed from his typical gruff, no nonsense type, to a tender, gentle grandpa when talking to Paul's little son Owen in the park. He's going to be leaving some very big shoes to fill.

Thus, I was flattered when the Flyrodders elected to offer me his position. Although I only wear a 6 1/2, I will do my best to carry on in his stead. I will

continue to follow the same guidelines that Ron set up (my motto - if it ain't broke, don't fix it!) The one change will be, of course, that the "call ins" will be dialing my number for this coming month - **Lee Weil, 516-997-6743**. Of course, anyone with any questions can call me or e-mail me at **outrider@email.lifr.org**. I would only ask that all anglers conduct themselves in a manner that will reflect the integrity and sportsmanship of the club.

One of the ways you can show your appreciation and support for the club is to attend the **Annual LIFR Dinner Dance**. This year's dance will be held on **Saturday, November 8th**. This is a night to enjoy each others company and get the chance to honor the guys who put in the hours needed to keep the club running on all 8 cylinders. Why not show your support and join us? For \$25 it's a great night out and the food last year was excellent. I think it would be a good way to show your appreciation for the trips, presentations, barbecues and classes that only take place thanks to the hard work of a handful of guys. Here's your chance to give them a round of applause. Hope to see you there.

Tight lines and God bless, Lee

Long Island Flyrodders Annual Dinner and Awards Ceremony

Saturday, November 8, 2003 - 7:30 pm
At the Levittown VFW Hall
55 Hickory Lane



Buffet Dinner
Unlimited Open Bar
Beer, Wine, Liquor and
Soda

\$25 per person
for a fun-filled evening of dining
and camaraderie
Come Join your friends and support our club

Contact: Wayne Becker (516) 735-2493

Somerset Fly Fishing Show **Somerset, New Jersey** **(www.flyfishingshow.com)**

Friday, January 23, 2004 10:30 AM - 6 PM
Saturday, January 24, 2004 9:00 AM - 7 PM
Sunday, January 25, 2004 9:00 AM - 5 PM

For discount tickets (members only) contact:
Mike Friedland - 516-868-2836

ORVIS, Thomas & Thomas, Scott, Ex-Officio, Chota, Tarponwear

ANGLERS' DEN

11 East Main Street
Pawling, NY 12564
Located in the historic Village of Pawling

845-855-5182

www.Anglers-Den.com
Info@Anglers-Den.com

Fly of the Month

by Herb Schneiderman

Bead head patterns have been very popular for the last 10 years or so. Taking the place of lead in many patterns, bead heads have been proven to actually sink faster than lead. Bead patterns work well in either still or moving water. Cast the fly and let it sink a bit before retrieving. Vary the sink time and retrieval until you find the technique that works. You will find that this pattern is very productive.

Materials:

Hook: Mustad 9671, 9672, Tiemco 3761, sizes 8-16

Weight: One bead


Thread: Brown, 6/0 or 8/0

Rib: Gold or copper wire

Tail and body: Pheasant tail fibers

Wingcase and legs: Pheasant tail fibers

Thorax: Peacock herl



Bead Head Pheasant Tail Nymph

1. Smash the barb to make threading easier, and slip on a brass bead with the smaller hole toward the eye.
2. Put hook in the vise with the shank pointing down a little so bead stays at the eye.
3. Attach wire about mid-shank and hold it as you wrap thread over wire to the bend
4. Hold a pheasant tail, and stroke the fibers outward so the tips are even before cutting off the ones you want. Make a shank length tail at the bend by attaching a dozen or so tail fibers by their tips on top of the hook. Keep thread wraps on top of each other
5. Hold up butts of pheasant tail fibers and wind thread forward to a little in front of mid shank.
6. Grasp the pheasant tail fibers with your fingers and start wrapping them around the shank. The first wrap should be back to cover the thread wraps securing the fibers, and then wrap forward to mid-shank, secure and trim excess.
7. Spiral the copper wire rib forward in the opposite direction than you wrapped the pheasant tail fibers. This counter wrapping protects the pheasant tail fibers. Secure and cut off excess wire. Leave thread at front of body.
8. Cut off a dozen or so tail fibers after making them even. Measure the tail fibers so the distance from the tips to the thread is about twice the mid-shank-to-bead length. Secure them on top of the hook with tips to rear. Wrap thread over butts to help build up the thorax area. Trim excess.
9. Secure two or three peacock herls by their tips between the body and the bead. Wind thread to bead. Build up a fat thorax by winding herls between body and bead. Secure and trim excess.
10. Pull the wingcase fibers forward, hold them together and secure with a turn or two of thread.
11. Divide the tips, and hold half of them along each side of the thorax. Put on a couple more thread wraps to hold tips back, whip finish behind bead and add a drop of head cement to wraps.

TYERS! WE WANT YOU! The Long Island Flyrodders are now starting to collect flies for our Somerset show raffle. I know it seems early but time does pass quickly and December will be here before you know it. I realize that it's not an ideal time to be indoors tying flies, but for those of you that do, there will be two small preliminary raffle prizes to reward your early efforts (depending on the number of contributing tyers between now and November) besides the Grand prize to be drawn in January. Don't forget; 12 freshwater or 10 saltwater flies gets you a ticket. I will be collecting them every meeting except for August. We need you to help us make for another successful year at the show! Thanks, Jeff Farrell (516) 997-6743

GET THAT FLY LINE READY!

From the newsletter of the Fort Worth Texas Fly Fishers,
by Al Crise, The Rod and Reel Doctor

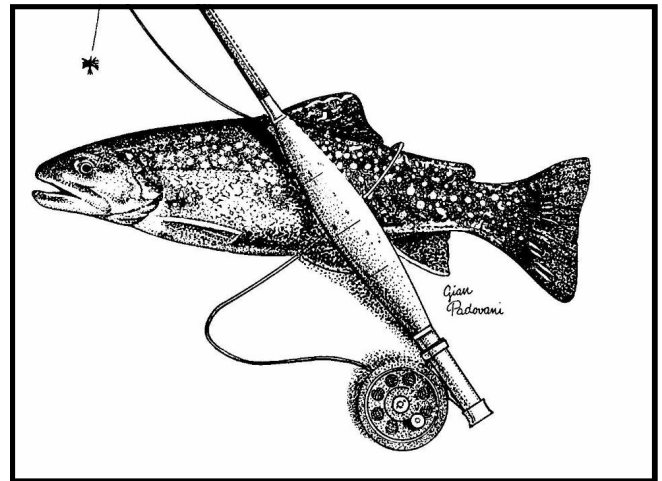
It's time to clean your fly lines.

If you have one of those new type lines, the care is easy. (1) Remove the line from the reel and cut off the nail knot. Yes, the nail knot. (2) place the line in a plastic pail or tub to which you add a couple drops of liquid soap (Ivory works good). Fill to half full. (3) Agitate gently for a few minutes (Hum Dixie four times). (4) Pour out soapy water, add fresh water and rinse (for three choruses). (5) Dry by hanging on drying spool or in a net bag but do not tangle. Let the line air dry. (6) when dry, apply a good line dressing per manufacturer's instructions. (7) Retie the nail knot to the line/backing and wind the line back on the reel. This is a good place to store the fly line. (8) Now take the reel and the rod to the closest fishing hole and make sure it works. Enjoy it even more and take someone fly fishing.



J	A	M			S	P	A	N		I	L	E
A	L	O	E		H	I	R	E		O	A	T
B	E	S	T		E	L	E	V	A	T	O	R
		Q	U	I	L	L		E	R	A	S	E
S	Q	U	I	R	T		D	R	U			
O	U	I		S	E	R	E		B	L	A	B
L	A	T	E		R	I	M		A	A	R	E
O	D	O	R		E	G	A	D		N	N	E
			G	A	D		G	O	R	D	O	N
B	L	O	O	M		F	O	C	U	S		
H	O	R	N	B	E	R	G		L	E	A	D
U	S	A		E	S	A	U		E	N	V	Y
T	E	N		R	E	T	E			D	E	E

Answers to LIFR Crossword Puzzle #4
Look for Puzzle #5 in next month's issue




ORVIS®

A Tradition  *Sporting* 

 *Since 1856*

 Complete Fly-Fishing &
Wingshooting Outfitters


 Classic Country Fashions
for Men & Women

 Rugged Outdoor Wear

Distinctive Gifts for the
Country Home

Call for information on our schools and free seminars

50 Glen Cove Road, Greenvale, NY 11548 ~ (516) 484-1860



Berkley has a program for recycling **used fishing line**. If you call them and you are a **business**, they will send you a shipping box (prepaid) to send in the line. Their only stipulation is that the line be clean and free of all debris, hooks, and metal attachments. Here's the number for Berkley:

1-800-BERKLEY or (712) 336-1520.

If you are not a business and you have a bag of line, send it to the following address. Remember that birds and marine animals become entangled in fishing line. Do what you can. Make sure the line is clean of debris, hooks, and metal attachments. Berkley **recycles** the line into artificial fishing structures.

Berkley
1900 18th Street
Spirit Lake,
Iowa 51360
Attn: Recycle Program

CONNETQUOT RIVER TRIPS

In response to the demand for the limited spaces available for our Monday Connetquot River State Park trips, the following guidelines are in effect: Members attending the meetings have **first priority**, followed by those members, chronologically received, who call in the day after the meeting for the remaining spaces available. Reservations are available for 32 anglers for each session; 64 for both sessions. The cost of each session is **\$15.00**. No checks will be accepted; **EXACT CHANGE, CASH ONLY, NO SINGLES**

to be paid at the general meeting or at the park for call-in reservations. Anglers fishing the morning sessions must be at the park by **7:30 a.m.** Cancellations must be made by 7:00 p.m. the Saturday before the session. **No advance reservations will be accepted.**

Hours: 8:00 AM to 12:00 PM
1:00 PM to 5:00 PM

For Details call Lee Weil - (516) 997-6743.

CONNETQUOT DATES - 2003

Oct. 20

Only members with 4 weight rods or larger will be allowed to fish on the Monday Sessions

Firbrook Flies & Supplies

"Your Source for Small Streams & Native Brookies"

From rte 17 take exit 98-follow CR84 for 8 miles. Firbrook Flies is on the right side of Pole Rd just east of Willowemoc

Phone & Fax 845-439-4059
Email: rich@firbrookflies.com
www.firbrookflies.com
362 Pole Rd, Livingston Manor NY

Richard & Barbara Bradley

Dry Flies Tied on Location
Offers Guide Service
Equipment Rental
Daily Upper Stream Reports
TU Members—10% Discount



The Fly Zone

Mark Wayne

Quality Saltwater and Trout Flies
Custom Flies •
Custom Materials
Tying Instruction

P.O. Box 544
Sayville, NY 11782

(631) 589-0052
email: flyzone@optonline.net

The "Camp-Site" Sport Shop




L.I.'s Largest Flyfishing Shop
ALL MAJOR BRANDS

*SAGE *LOOMIS *LAMSON *ABEL *T&T *ISLANDER
*METZ *FIN-NOR *BILLY PATE *FILSON
*CORTLAND PRO SHOP *WEINBRENNER
*PARTRIDGE *LA CROSSE



*Custom Flies by
A.J. Forzano*

Route 110 (Corner W.16th..St.)
Huntington Station, NY
(631) 271-4969
24 fax line (631) 271-9621
or visit us on the web at
www.campsite.net
OPEN 7 DAYS



The Long Island Chapter of Trout Unlimited meets on the 3rd Tuesday of each month at the Hicksville VFW Hall, 320 S. Broadway, Hicksville at 7:30pm. Visitors are always welcome.

See www.longislandtu.org for more information.

To conserve, protect and restore North America's coldwater fisheries and their watersheds.

For fly tying classes, contact:
Herb Schneiderman: (718) 468-5519.
For casting classes, contact:
Herman Abrams: (516) 593-6024
or George Simon: (516) 483-0404.



37 MAIN STREET, COLD SPRING HARBOR, NEW YORK 11724
631 673-8937
WEBSITE: coldspringfly.com E-MAIL: captken@villagenet.com



The undersigned hereby applies for membership or renewal, in the **LONG ISLAND FLYRODDERS, INC. ("LIFR")**. I understand the inherent risk in participating in the activities of **LIFR**, including fishing trips, of one day or longer, which **LIFR** may make available to members. I understand that **LIFR** activities may take me into remote areas, and that I may not be able to be promptly evacuated or receive proper medical care in the event of injury or disease. I further understand that I am solely responsible for all costs of medical treatment and transportation.

Intending to be legally bound, for myself, my heirs, executors, and administrators, except to the extent that indemnity insurance is available, I waive, release, indemnify, and hold harmless, **LIFR**, its Officers, Board of Directors, and members, against any and all claims for personal injury, disease, death, and property damage or loss, that I may incur, arising out of or connected in any way with any and all **LIFR** activities. I assume the risk of undertaking all **LIFR** activities, including related travel.

In case of emergency, when reasonably feasible, contact:

Name: _____ Relationship: _____

Phone: home () _____ Office () _____

Date: ____ / ____ 20 ____

MEMBER

Signature: _____

Print name: _____

Address: _____

Home phone: () _____

Office phone: () _____

E-mail address: (optional) _____

Consent given to post e-mail address on LIFR Web Site: Yes () No ()

Family Application must be signed by each Family Member or Guardian, as applicable.

Dues: Individual \$30.00
Family (including children under 16 yrs) \$40.00
Junior (under 18 yrs) \$15.00

**Mail this form to: LONG ISLAND FLYRODDERS, INC.
P.O. 8091
Hicksville, NY 11802**

FIRST CLASS MAIL

FLYRODDER
P.O. Box 8091
Hicksville, NY 11802

LONG ISLAND FLYRODDERS COMING EVENTS OCTOBER - 2003

- October 3-5 **Beaverkill River, Horton, NY. (Riverside Lodge)**
Contact: Mike Lackey - (631) 269-6713
Peter Yuskovich - (718) 962-1722
- October 4 **Jones Inlet, NY - Bluefish & Stripers**
Contact: Herman Abrams - (516) 5936024
Bob Skoy - (516) 379-1111
- October 7 **General Meeting - 8:00 P.M.**
Guest Speaker: Lee Weil
Fishing the Smokies of North Carolina
- October 16 **Board Meeting**
7:30 P.M. at the Levittown VFW Hall
- October 20 **Connetquot State Park - Monday Fishing Trip**
See Page 6 for Details
Contact: Lee Weil - (516) 997-6743

October 24-26 **Oak Orchid, NY (Big Brown Trout & Steelhead)**

Contact: George Simon (516) 483-0404

